

# SLC ADAPT X

On-line double-conversion modular rack UPS 10 to 750 kW

## SLC ADAPT X: Modularity, optimisation and efficiency in electrical safety for data centres

Salicru's **SLC ADAPT X** series UPSs are on-line double-conversion modular solutions for superior electrical protection, featuring DSP control and three-level IGBT technology.

**Modularity:** The range of modules available -10, 15 and 25 kW- together with the different configurable systems -2, 3, 4, 6 and 8 modules per system- enables adaptation to any environment, with the option of paralleling systems to achieve greater protection or increased power. Preventative diagnosis and frontal extraction of the modules drastically reduces intervention times (MTTR) and increases the availability of the system.

**Optimisation:** High power density, 25 kW modules occupying only 2U of height require less space in data centres and reduce installation costs. Moreover, expenditure can be optimised by simply adding new modules in line with the pace of growth of the data centre.

**Efficiency:** The modules with a unity output power factor ( $kVA = kW$ ) operate with an efficiency of 95-96% and a very flat performance curve for all working modes, resulting in less exertion when cooling and significant energy savings. They also feature various operating modes (Eco-mode, Hibernation, Smart-Efficiency, etc.), which further increase the performance and efficiency of the system.



**SALICRU**  
**SMART**  
SOLUTIONS

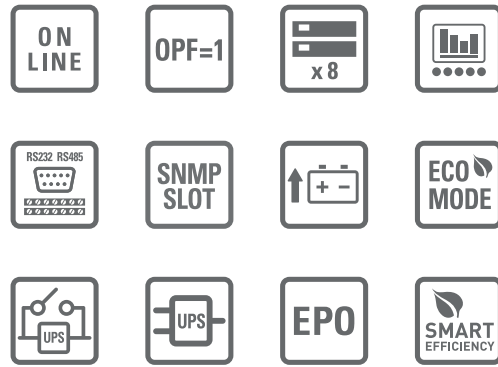
## Applications: Scalable protection for better adaptation to growing needs

Salicru's **SLC ADAPT X** series modular solutions ensure reliability, quality and continuity and provide improved protection for small and medium-power data centres, both modular and virtualised, as well as IT infrastructures and applications for associated critical processes, avoiding the enormous costs resulting from interruptions in the operation of data centres.



# Performances

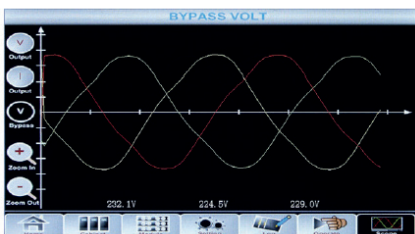
- Modular on-line double-conversion UPS solutions.
- Output power factor PF=1 (kVA=kW).
- High power density with 10, 15 and 25 kW modules occupying only 2U of height.
- Maximum flexibility with 2, 3, 4, 6 and 8 module systems.
- Parallel growth, up to 750 kW.
- Hot-pluggable and swappable plug & play modules.
- Input power factor >0.99.
- Flexible configurations 1/1, 1/3, 3/1 and 3/3.<sup>(1)</sup>
- Models at 120/127 V and 3x208/220 V.<sup>(2)</sup>
- 7" LCD colour touchscreen, LEDs and keypad.
- On-line mode efficiency of up to 96%.
- Eco-mode operation for improved efficiency.
- Smart hibernation mode to extend the life of the modules.
- Smart charger of up to 20% of the power of the system.
- RS-232, RS-485 and potential-free contact communication channels.
- Smart slots for SNMP and parallel kit.
- Multi-platform management and monitoring software.
- SLC Greenery solution.



(1) For systems with 10 kW modules.  
 (2) For systems with 2 or 3 10 kW modules.

# Display

- 7" colour touchscreen.
- Large touchpanel display that provides status information and useful records.



## Range

MODULES	CODE	POWER (VA / W)	DIMENSIONS (D × W × H mm)	WEIGHT (Kg)
SLC ADAPT 10X	694AB000008	10000 / 10000	590 × 436 × 85	15.3
SLC ADAPT 15X	694AB000009	15000 / 15000	590 × 436 × 85	15.5
SLC ADAPT 25X	694AB000010	25000 / 25000	677 × 436 × 85	18


SYSTEMS	CODE	NO. MODULES (#)	MODULE POWER (VA / W)	MAX. POWER (VA / W)	DIMENSIONS (D × W × H mm)	WEIGHT (Kg)
SLC-#/10-ADAPT 20X	6940Q000015	1 a 2	10000 / 10000	20000 / 20000	697 × 485 × 398	57 ÷ 73
SLC-#/10-ADAPT 40X	6940Q000016	1 a 4	10000 / 10000	40000 / 40000	697 × 485 × 575	66 ÷ 112
SLC-#/10-ADAPT 60X	6940Q000021	1 a 6	10000 / 10000	60000 / 60000	751 × 485 × 1033	100 ÷ 177
SLC-#/15-ADAPT 30X	6940Q000034	1 a 2	15000 / 15000	30000 / 30000	697 × 485 × 398	58 ÷ 73
SLC-#/15-ADAPT 45X	6940Q000035	1 a 3	15000 / 15000	45000 / 45000	697 × 485 × 575	71 ÷ 104
SLC-#/15-ADAPT 90X	6940Q000022	1 a 6	15000 / 15000	90000 / 90000	751 × 485 × 1033	101 ÷ 178
SLC-#/25-ADAPT 200X	6940Q000030	1 a 8	25000 / 25000	200000 / 200000	916 × 482 × 1550	178 ÷ 304

Dimensions: Batteries located in additional cabinets. Replace # with the number of system modules.  
Nomenclature, dimensions and weights for devices with input voltage 3 x 400 V, output voltage 3 x 400 V.


## Dimensions



SLC ADAPT 10X÷25X



SLC-#/10-ADAPT 20X  
SLC-#/15-ADAPT 30X



SLC-#/10-ADAPT 40X  
SLC-#/15-ADAPT 45X



SLC-#/10-ADAPT 60X  
SLC-#/15-ADAPT 90X



SLC-#/25-ADAPT 200X



## Technical specifications

MODEL		SLC ADAPT X		
Module power (VA/W)		10000 / 10000	15000 / 15000	25000 / 25000
TECHNOLOGY		On-line double-conversion, HF, DSP control		
INPUT	Rated single phase voltage	120/127/220/230/240 V	Not available	
	Rated three-phase voltage (3F+N)	3x208/220/380/400/415 V	3x380/400/415 V	
	Voltage range	-40% +15% <sup>(1)</sup>		-43% / +20% <sup>(1)</sup>
	Frequency range	40 - 70 Hz		
	Total harmonic distortion (THDi)	≤4%		≤3%
	Power factor	>0.99		
OUTPUT	Power factor	1		
	Single phase rated voltage	120/127/220/230/240 V	Not available	
	Rated three-phase voltage (3F+N)	3x208/220/380/400/415 V	3x380/400/415 V	
	Dynamic accuracy	±1.5%		
	Static accuracy	±1%		
	Total harmonic distortion (THDv)	≤1% linear load; <5.5% non-linear load		≤1% linear load; <6% non-linear load
	Frequency	50 / 60 Hz		
	Total performance in On-line mode	95%		>96%
	Performance in Smart Eco-mode	98%		99%
	Admissible overloads	<110% for 1 hour / <125% for 10 min / <150% for 1 min / >150% for 200 ms		
MANUAL BYPASS	Type	Uninterrupted		
STATIC BYPASS	Type	Static thyristor		
	Transfer time (ms)	0 ms		
	Voltage range	-40% +20%		-40% +25%
	Admissible overloads	<110% permanent / <150% for 1 min		
BATTERY	Battery type	Pb-Ca, lead acid, gel, Ni-Cd		
	Charging voltage regulation	Batt-watch		
	Charger bus voltage	Configurable between +/-192 and +/-264 VDC		
COMMUNICATION	Display	7" touchscreen, LEDs and keypad		
	Ports	RS-232, RS-485 and relays		
	Intelligent slot	1 × SNMP		
GENERAL	Operating temperature	0° C ÷ +40° C		
	Relative humidity	Up to 95%, non-condensing		
	Maximum operating altitude	<2,400 masl <sup>(2)</sup>		
	Acoustic noise at 1 metre	<56 dB(A)		<45 dB(A)
SYSTEMS	Maximum no. modules per system	2, 3, 4, ó 6 <sup>(3)</sup>	2, 3, ó 6	8
	Maximum power per system (kVA)	20, 30, 40, 60 <sup>(3)</sup>	30, 45, 90	200
	Maximum no. modules systems	30		
	Maximum power per parallel system (kVA)	300	450	750
STANDARDS	Safety	EN 60950-1; EN-IEC 62040-1		
	Railway	EN 50121-4 / EN50121-5		
	Electromagnetic compatibility (EMC)	EN-IEC 62040-2		
	Operation	VFI-SS-111 (EN-IEC 62040-3)		
	Quality and environmental management	ISO 9001 & ISO 14001		

(1) Depending on charge.

(2) Power degradation for higher altitudes, up to a maximum of 5,000 masl.

(3) Systems with 2 or 3 modules for 3x220V voltages / Systems with 2, 4 or 6 modules for 3x400 V voltages.